



SERVICE

United States

SALES OFFICES
DOMETIC SALES CORP.
2320 Industrial Pkwy.
Elkhart, IN 46515
Phone 219.295-5228

DOMETIC SALES CORP.
14441 Bonelli St.
City of Industry, CA 91746
Phone 818-968-9431

DOMETIC SALES CORP.
1625-A Rock Mountain Blvd.
Stone Mountain, GA 30083
Phone 404-493-6214


DOMETIC SALES CORP.
7095 S.W. Hunziker Rd.
Portland, OR 97223
Phone 503-620-9510

DOMETIC SALES CORP.
920 Avenue "E" East
Arlington, TX 76011
Phone 817-277-7211

DOMETIC SALES CORP.
East Oak Ridge Dr.
Rt. 9, Box 17 A
Hagerstown, MD 21740
Phone 301-797-0826

Canada

Euroclean Canada Inc.
Dometic Recreation Division
866 Langs Drive
Cambridge, Ontario
N3H 2N7 Canada
(519) 653-8880



Product No.	Volt
9264301	110
9264302	12/110

*Replacement
3804*

SPARE PARTS LIST

REFRIGERATOR

RM100

REFRIGERATOR FOR LP-GAS
AND ELECTRIC OPERATION

Replaces edition 1, Publication No. 4584-E/Service

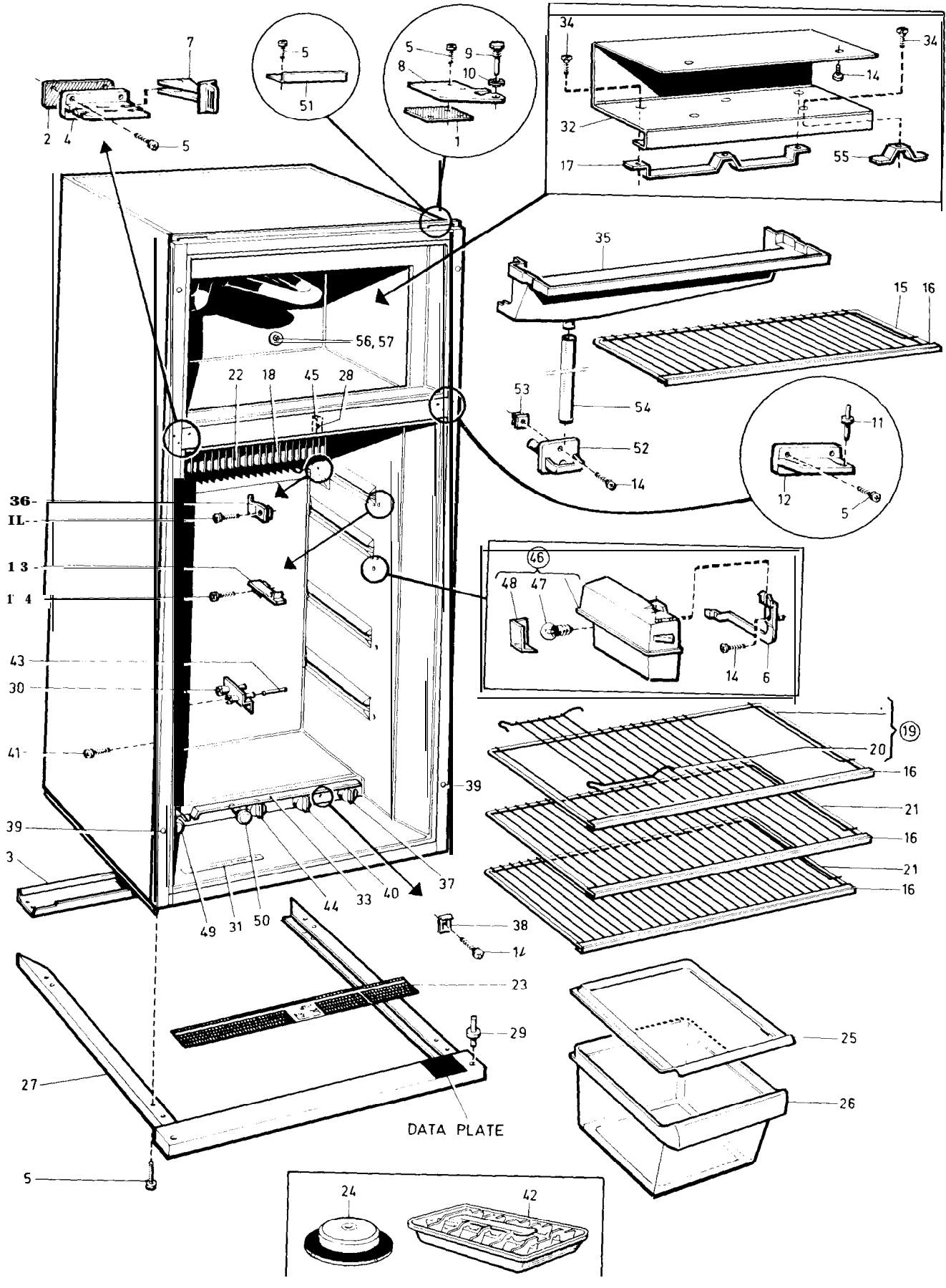
Edition 2
Publication No.
4785E/Service
October 1974
DSC#412

When ordering spare parts always state:

MODEL · QUANTITY · PART NUMBER · DESCRIPTION

For electric details also:

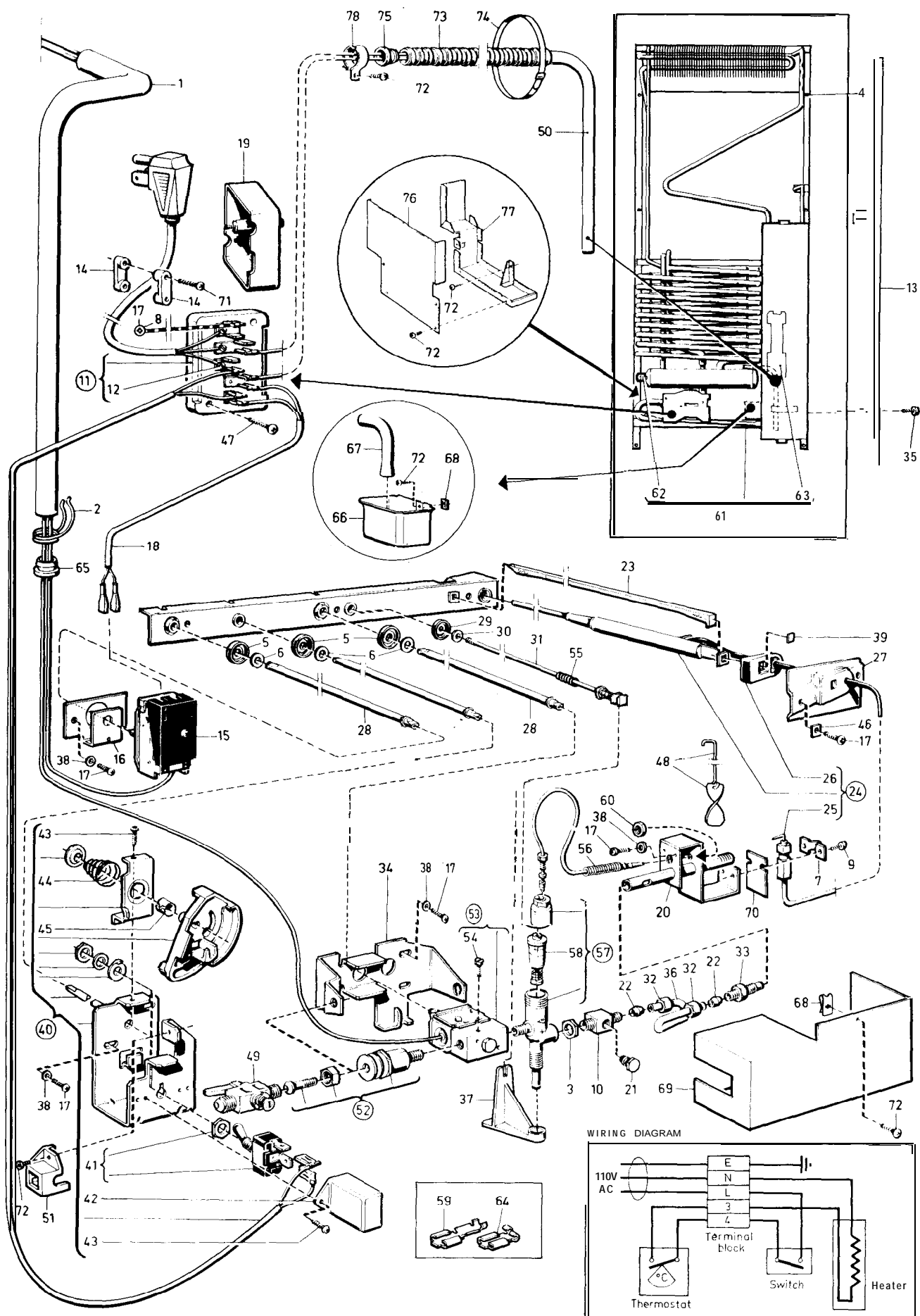
VOLTAGE · WATTAGE



Item NO.	Part No.	Description
1	200 22 66-01/9	Spacer
2	200 27 61-00/1	Washer
3	200 26 25-02/4	Protection plate
4	200 27 60-00/3	Holder
5	724 13 28-01/7	Screw, RX 5x14, Z.PL.
6	200 27 49-00/6	Holder
7	200 27 59-00/5	Travel latch
8	200 25 36-00/7	Hinge plate
9	200 05 44-00/3	Hinge pin, upper
10	735 21 60-01/9	Lock washer, 7.4, Z.PL.
11	200 23 26-00/3	Hinge pin, middle
12	200 25 35-00/9	Hinge, middle
13	200 26 35-00/7	Shelf stop
14	729 52 81-65/8	Screw, LKXS B6x12, stainless
15	200 26 52-06/9	Shelf, depth 170 mm
16	200 26 40-00/7	Decoration strip
17	200 26 41-00/5	Holder
18	14 02 45-03/6	Screw, RXS B10x32, Z.PL.
19	200 26 51-12/9	Shelf with flap, depth 312 mm
20	200 16 59-06/5	. Flap
21	200 26 52-05/1	Shelf, depth 312 mm
22	200 26 37-00/3	Flange
23	200 70 08-03/6	Instruction plate
24	200 28 75-00/9	Spirit level
25	200 27 27-00/2	Cover for crisper
26	200 27 26-00/4	Crisper, yellow
27	200 25 33-09/5	Cabinet base, beige
28	14 02 45-00/2	Screw, RXS B8x16, Z.PL.
29	200 23 67-00/7	Hinge pin
30	200 26 24-00/1	Shelf retainer

Item No.	Part No.	Description
31	200 70 48-00/B	Warning label (KEEP THIS SPACE FREE)
32	200 26 42-00/3	Shelf
33	200 26 64-00/7	Control panel, brown
34	724 33 27-13/2	Screw, FXS 5x16, brass, Z.PL.
35	200 26 36-00/5	Drip protection, white
36	200 05 47-00/6	Snap spring
37	200 27 25-03/0	Thermostat knob, electric
38	733 78 13-06/2	Lock nut SNJ 1915
39	200 23 52-01/7	Plug
40	200 27 25-04/8	Gas valve knob. 110V
	200 27 25-05/5	Gas valve knob, 12/110V
41	729 52 79-01/7	Screw, RXS B6x10, Z.PL.
42	200 23 37-00/0	Ice tray
43	200 12 81-00/1	Pin
44	200 27 25-02/2	Thermostat knob, gas
45	200 27 98-00/3	Clamp
46	200 27 51-01/0	Light fitting, compl.
47	14 03 15-00/3	. Lamp C6V
48	200 27 48-00/8	. Lamp protection
49	200 27 24-00/9	Knob
50	200 27 22-00/3	Pull knob
51	200 27 99-00/1	Cover
52	200 22 60-00/4	Drain pipe
53	200 16 74-00/7	Snap nut
54	200 26 04-00/3	Hose
55	200 27 28-00/0	Holder
56	729 54 12-40/2	Screw, RXS B10x16, stainless
57	734 48 90-40/0	Washer, 5.4, stainless

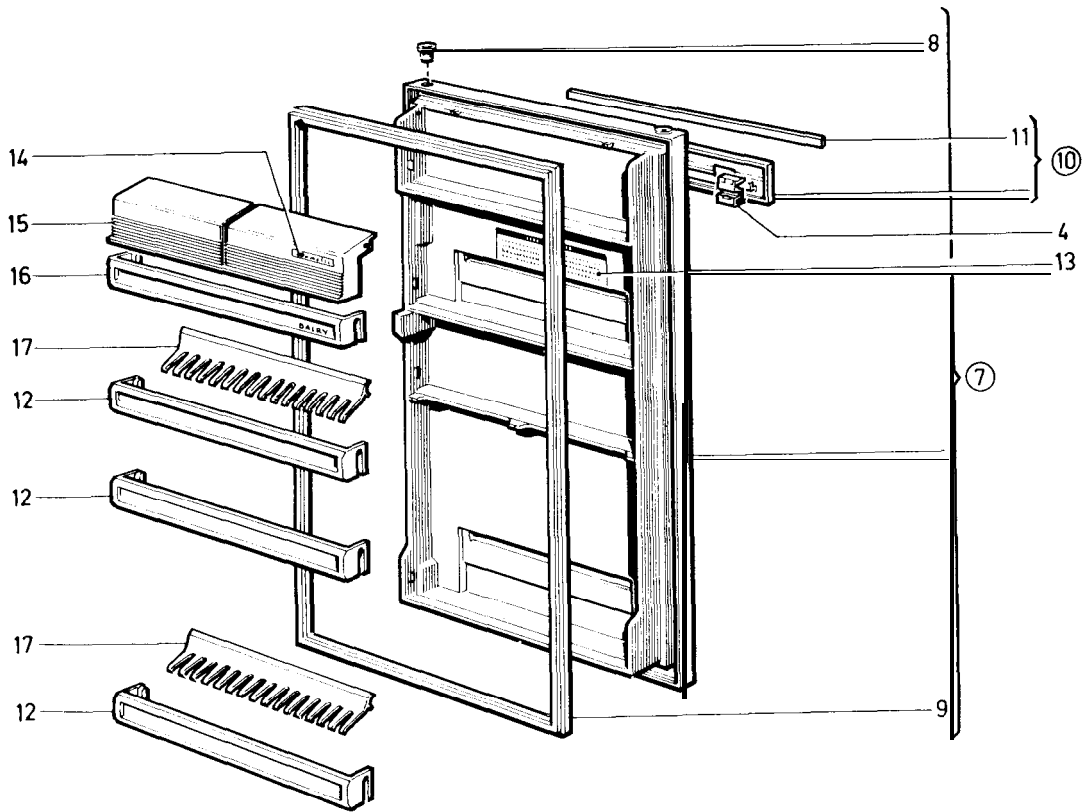
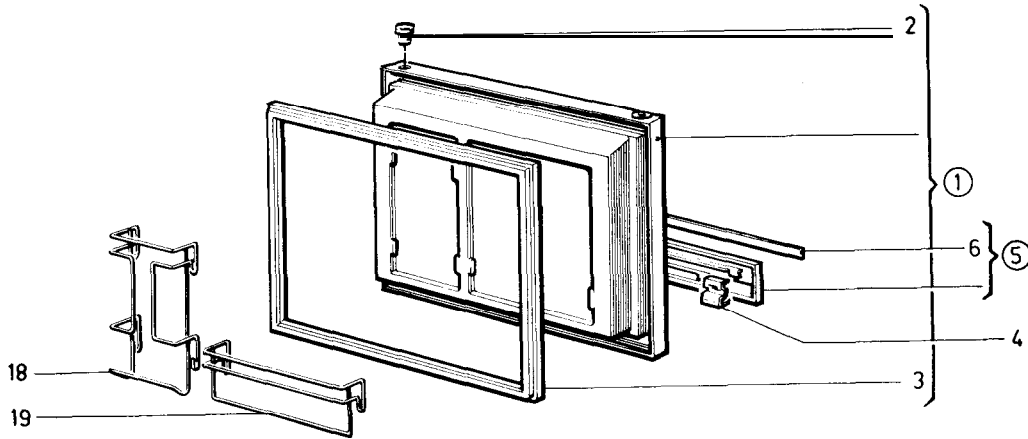
paint 8025546000



Item NO.	Part No.	Description
1	200 26 00-00/1	Tube
2	200 26 01-00/9	Tube holder
3	17 33 66-00/6	Lock nut
4	724 13 29-01/5	Screw, RX 5x16, Z.PL.
5	200 22 24-01/8	Sealing ring
6	734 49 74-01/4	Washer, 5.5, Z.PL.
7	200 24 38-00/6	Clamp
8	735 11 46-01/9	Spring washer, FBB 5.1, Z.PL.
9	729 52 75-01/5	Screw, LKXS B6x6, Z.PL.
10	200 24 70-00/9	Connection piece
11	58 15 57-70/9	Terminal block
12	723 22 50-03/0	Screw LCS 3.5x5, NI.PL.
13	200 24 72-02/1	Flue
14	56 10 14-01/0	Saddle clip
15	289 00 32-02/8	Electric thermostat Ranco A50-283
16	289 00 34-00/8	Thermostat bracket
17	724 12 89-01/1	Screw Rx 4x10, Z.PL.
18	17 31 93-02/0	Cable, compl., for thermostat (11OV)
19	58 15 65-72/8	Cover with screw
20	200 26 44-00/9	Burner
21	1b 93 80-00/3	Plug screw 1/8-27PTF-SLP, short
22	17 32 13-00/0	Olive
23	200 22 22-03/8	Light conductor
24	200 26 09-02/8	Lighter Piezo, compl.
25	200 24 36-00/2	. Electrode
26	200 23 04-00/0	. Packing
27	200 23 05-00/7	Holder
28	200 23 00-03/2	Shaft
29	200 22 24-00/0	Sealing ring
30	734 49 08-01/2	Washer 6.0, Z.PL.
31	L00 22 26-03/9	Pull rod
32	17 32 15-00/5	Union nut
33	200 26 60-21/1	Burner jet No. 58 (propane)
34	200 24 69-00/1	Bracket
35	729 52 87-01/0	Screw, RXS Bbx25, Z.PL.
36	200 26 49-00/8	Gas inlet pipe
37	200 22 27-00/3	Valve rocker
38	735 11 36-01/0	Spring washer, FBB 4.1, Z.PL.
39	200 22 20-00/8	Sight glass
40	200 26 70-04/6	Switch control, compl., 11OV Switch control, 12/11OV., see page 7

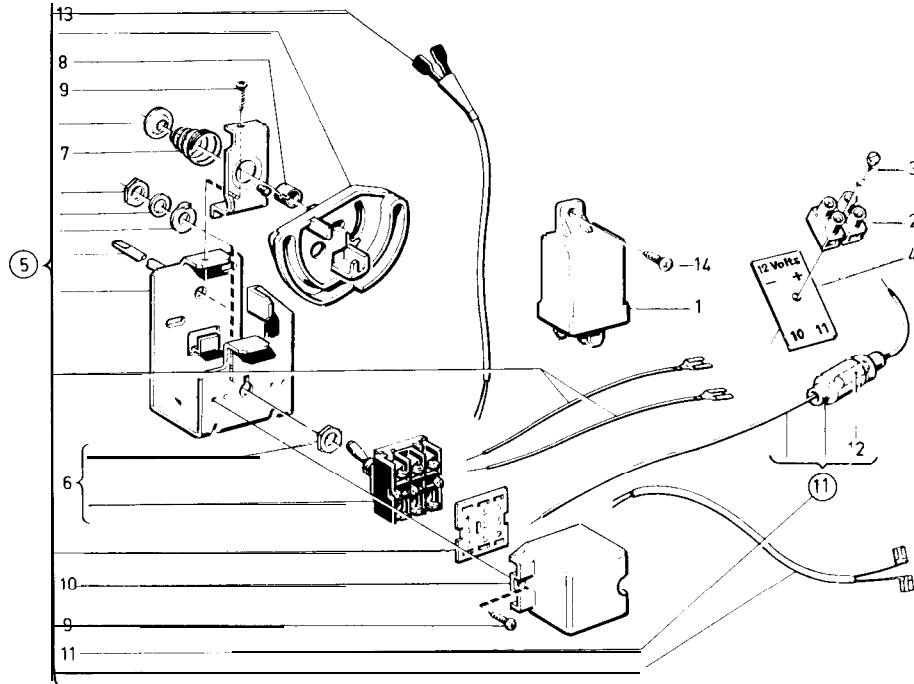
Item NO.	Part No.	Description
41	17 21 68-00/7	. Switch
42	17 31 01-00/7	. Protection cover
43	729 52 79-01/7	. Screw,RXS B6x10, Z.PL.
44	200 26 65-00/4	. Spring
45	735 68 19-11/5	. Compression ring, SCB 1828
46	200 23 51-00/1	Washer
47	729 52 83-01/9	Screw, RXS B6x16, Z.PL.
48	17 21 74-01/3	Flue baffle
49	17 28 07-00/0	Cut-off valve
50	380 03 90-09/2	Heater 110V, 275W
	380 03.68-03/1	Heater 12V, 275W
51	200 27 66-00/0	Turning protection'
52	17 28 10-00/4	Gas filter with nipple and nut
53	289 00 31-05/3	Gas thermostat Ranco V35, compl.
54	17 28 19-02/1	. By-pass screw S17
55	200 23 81-00/8	Spring
56	16 93 71-00/2	Thermo-couple element CT101033
		0169
57	17 07 55-00/3	Safety valve STG 1/6 S4
58	200 09 99-00/9	. Safety valve magnet
59	760 38 57-00/9	Tab connector, straight
60	16 93 86-00/0	Nut M8xl
61	928 61 09-00/5	Cooling unit 610A without heater
62	17 32 28-00/8	. Filling cap
63	17 34 30-00/0	. Cover
64	760 48 55-00/2	Tab connector, angle
65	200 27 68-00/6	Bushing
66	200 26 02-00/7	Evaporation bowl
67	200 26 03-00/5	Drain trap
68	733 78 10-41/6	Lock nut SNU 1219/17/40
69	200 27 30-00/6	Burner protection
70	200 24 42-00/8	Insulation
71	729 52 85-01/4	Screw, RXS B6x19, Z.PL.
72	729 52 79-01/7	Screw, Rxs B6x10, Z.PL.
73	200 70 69-00/4	Protecting hose
74	200 44 40-02/8	Clamp
75	200 70 68-00/6	Bushing
76	200 70 65-00/2	Lid
77	200 70 66-00/0	Cover
78	200 70 92-00/4	Clamp

Power cord
200 269 9029



Item NO.	Part No.	Description
1	200 26 20-02/5	Door upper, compl.
2	200 26 19-00/1	. Bushing
3	200 26 26-00/6	. Door gasket
4	200 27 07-00/4	Holder for decoration
5	200 26 90-02/8	Decoration, compl.
6	200 26 91-02/6	. Decoration strip
7	200 26 10-02/6	Door, lower, compl.
8	200 26 19-00/1	. Bushing
9	200 26 26-01/4	. Door gasket
10	200 26 78-02/3	Decoration, compl.
11	200 26 76-02/7	. Name plate "Gas Electric - Automatic Defrost - RoyalDometic"
12	200 17 32-05/2	Door compartment
13	200 23 56-00/0	Warning label
14	200 26 72-00/0	Name plate "Dometic"
15	200 50 07-06/3	Shutter, brown
16	200 17 32-06/0	Door compartment
17	200 27 94-00/2	Bottle holder
18	200 70 40-00/5	Basket
19	200 70 43-00/9	Shelf

3108700473



Item Part No. Description
No.

1	200 27 69-00/4	Relay 12V
2	200 26 33-00/2	Terminal block
3	729 52 87-01/0	screw, RXS B6x25, Z. PL.
4	200 70 35-00/5	Plate
5	200 70 34-01/6	Switch control, compl., 12/110V
6	200 26 97-00/7	Switch
7	200 26 65-00/4	Spring
8	735 68 19-11/5	Compression ring, SCB 1828
9	729 52 79-01/7	Screw, RXS B6x10, Z. PL.
10	200 26 98-01/3	Protection cover
11	200 70 30-00/6	Cable with fuse
12	200 25 78-01/7	Fuse 25A
13	200 70 27-00/1	Cable for thermostat
14	729 53 40-01/7	Screw, RXS HHxY. 5, Z. PI..

